


General Specifications

AC VOLTAGE TRANSDUCER



This is high accurate instrument which receives alternating voltage of sinusoidal as input, calculates average-value and converts to DC voltage and current output signal proportional to effective- value of input.

SPECIFICATIONS

ITEMS	DESCRIPTIONS		
INPUT LOSS	Less than 0.5VA		
OVER-INPUT	200% 1 minute		
OUTPUT	DC Current or DC Voltage Signal		
ACCURACY	± 0.3% Max.		
TEMP. COEFFICIENT	± 0.02% / °C		
LINEARITY	± 0.1% F.S		
REPEATABILITY	± 0.1% F.S		
RESPONSE TIME	Less than 0.5Sec (0-90%)		
RIPPLE	0.2% F.S		
INSULATION RESISTANCE	Greater than 100MΩ at DC 500V		
DIELECTRIC-STRENGTH	Input-Power	AC1,500V	1 minute
	Input-Output	AC1,500V	
	Input-Ground	AC1,500V	
POWER SUPPLY	AC110V AC220V ± 10% 50-60Hz 4VA		
AMBIENT-TEMP	-5~ + 55°C (20~ 130°F)		
HUMIDITY	Less than 90% RH (no condensation)		
LINEARIZER	Standard function		
CASE MATERIAL	AL		
COLOR	BLACK		
WEIGHT	About 360g		
DIMENSION	W41 x H128.5 x D173mm		
MOUNTING	19 INCH STD. RACK MOUNTING FRAME (DUR-10G)		
OUTPUT	Refer to Attached Technical Sheet.		
LOAD RESISTANCE	Refer to Attached Technical Sheet.		

ORDERING CODE

MODEL : D U P T - -

INPUT SIGNAL —————

1 AC 0~110V	3 AC 0~300V
2 AC 0~150V	4 AC 0~600V
5 Other Voltage by Specified	

OUTPUT SIGNAL —————

1 DC 0~1mA
2 DC 0~10mA
3 DC 0~16mA
4 DC 0~20mA
5 DC 1~5mA
6 DC 2~10mA
7 DC 4~20mA
8 Other Current (Less than 20mA)
A DC 0~10mV
B DC 0~100mV
C DC 0~1V
D DC 0~10V
E DC 0~5V
F DC 1~5V
G Other Voltage (Less than 12V)

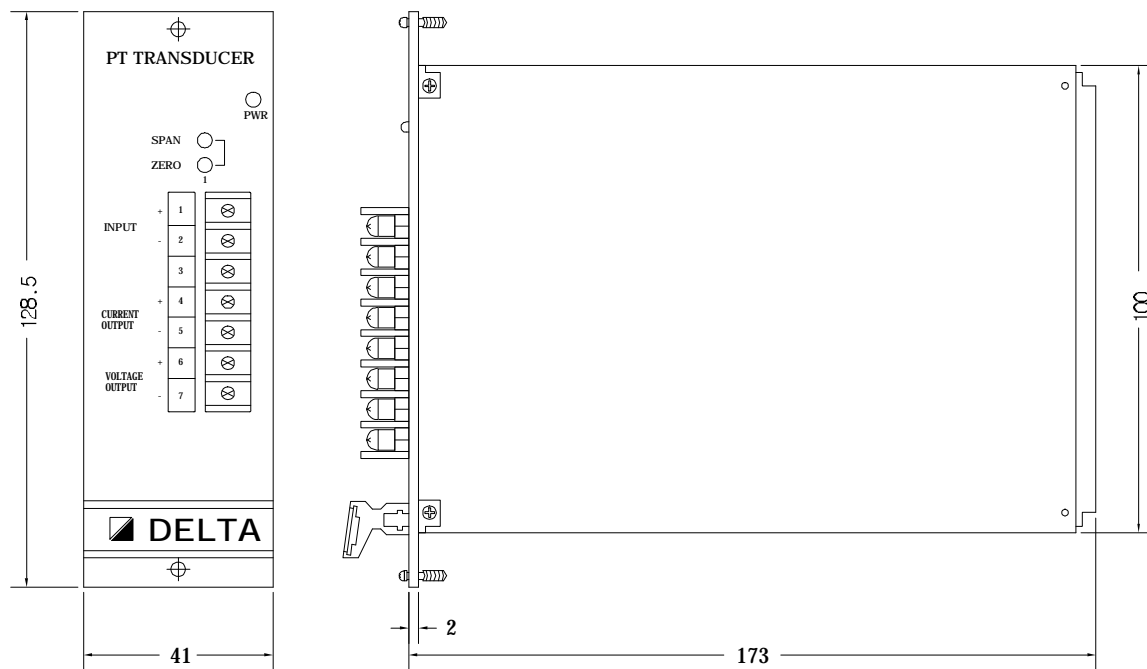
POWER SUPPLY —————

1 AC 110V	2 AC 220V
-----------	-----------

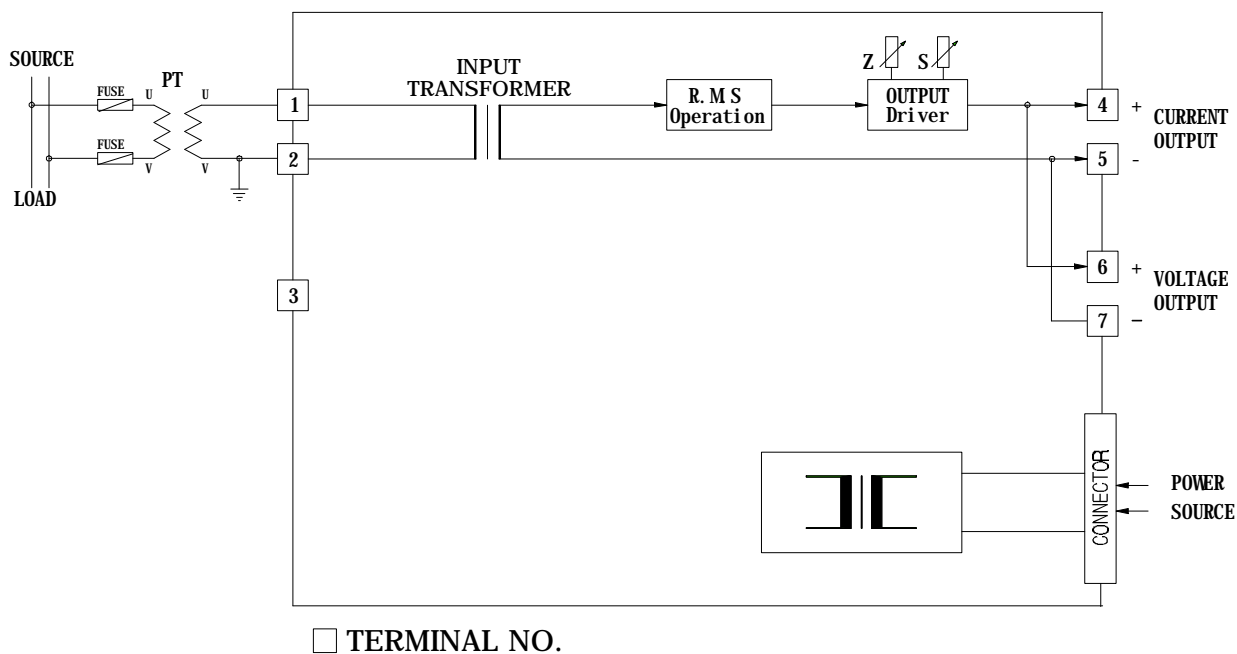
I/O ISOLATION —————

G : General	Y : Isolation
-------------	---------------

■ TERMINAL ASSIGNMENT & DIMENSION



■ SCHEMATIC CIRCUITRY & CONNECTION DIAGRAM



Specifications subject to change without notice.