

General Information

HFS-2T(S)

Paddle Type Flow Switch



Quality made by
HITROL
KSA-QA
ISO 9001

General Information

PRODUCT



HITROL CO., LTD.

General

HFS-Series flow switch operates automatically to protect equipment and pipeline systems against damage from reduction or loss of flow. Especially HFS-2S is designed to confirm the fluid through the sight glass. It gives superior

performance in piping from 15 A to 50 A diameter. The free-switching paddle actuates a micro switch by means of a simple lever arm. If flow stops, the lever arm will be returned to the original position by a spring and a bellows.

Specifications

Model		HFS-2T	HFS-2S
Type		Insertion	Sight Glass
Mounting Size		1 PT	1 & 1/2 PT
Enclosure		IP65	
Pressure		STD. Max. 5kg/cm ² / Option 10 kg/cm ²	
Temp.		60	
Conduit Conn.		3/4 PF(F)	
Material	Head	P.C / Option ADC 12	
	Body	BS / SUS 304	
	Paddle	SUS 304 / 316	

Applications

- * Protects motors, pumps and other equipment against low flow and no flow.
- * Controls sequential operation of pumps, etc.
- * Automatically starts auxiliary pumps and engines or actuates alarm and signal systems.
- * Stops water cooled engines, machines and processes when coolant flow is interrupted.

Dimensions

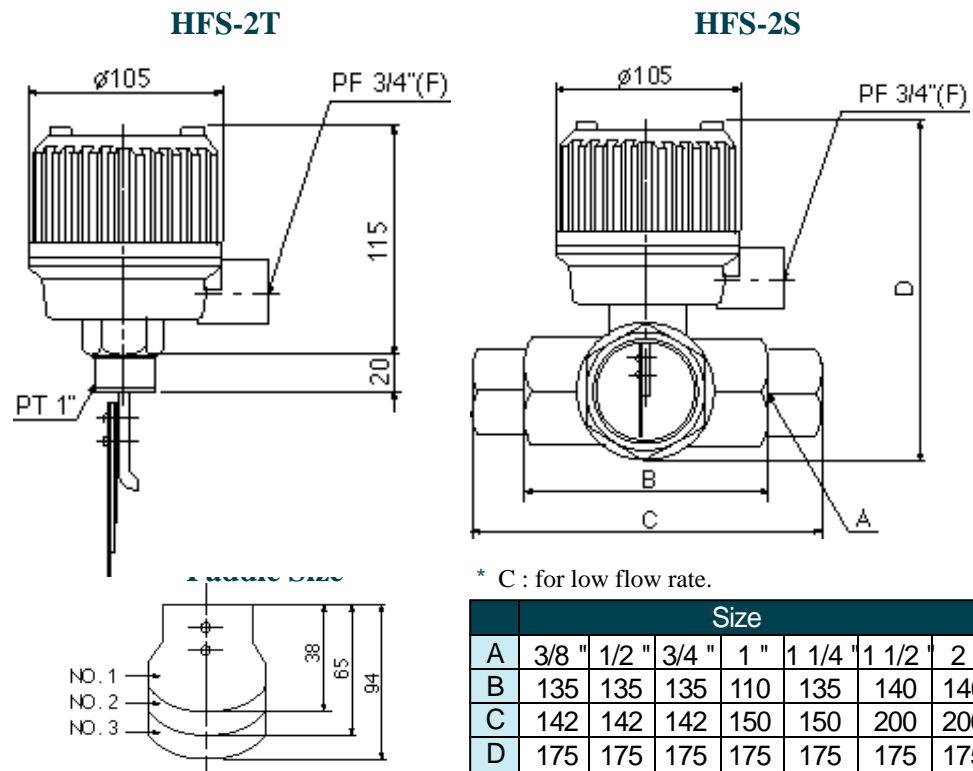
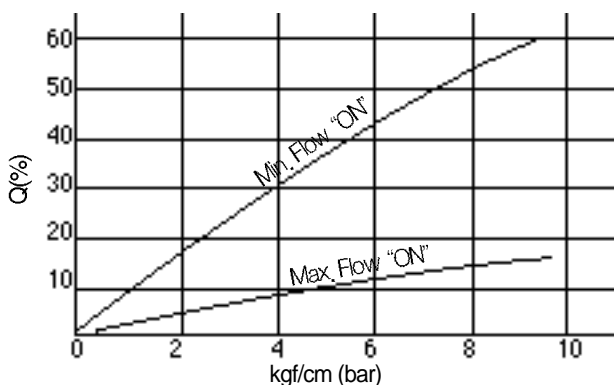


Table for characteristics of Flow amount

Size		Adjustable Range LPM				Setting velocity for Flow "ON" (m/s)
Pipe B	Paddle NO.	Min.		Max.		
		ON	OFF	ON	OFF	
1	1	20	15	60	55	0.56~1.67
1 1/4	1	34	17	100	90	0.56~1.67
1 1/2	1	52	26	160	140	0.63~1.95
2	2	45	23	140	125	0.34~1.06
2 1/2	2	90	45	280	250	0.41~1.29
3	3	80	40	250	220	0.26~0.81
4	3	170	85	550	480	0.33~1.05
5	3	300	150	1,000	870	0.37~1.24
6	3	460	230	1,500	1,300	0.40~1.32

This table for measuring flow amount indicates the ranges of control according to the experimental data obtained in case of assembling the paddles in 1, 2 and 3 on each pipe from 1 "to 6 "

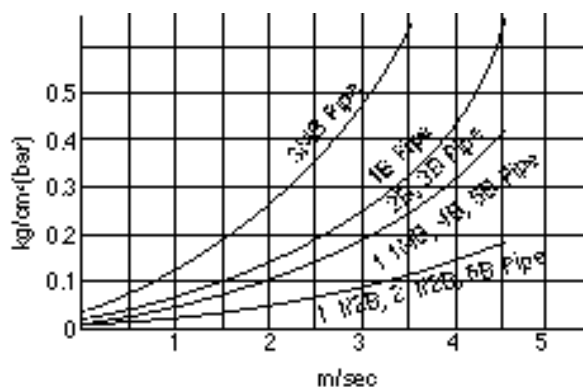
As the values of moving flow amount are changed by $\pm 10\%$ according to the conditions, the flow amount gauge should be used to adjust the Span when precise data of moving flow amount is required (This table is made under the condition that the depths of the screw is 11.0 ± 1.0 mm)



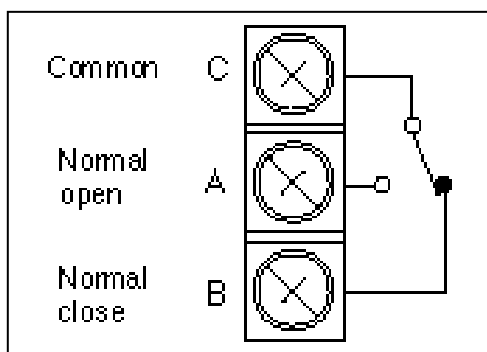
It should be used for only reference since the operating flow depends on the depths of screw and direction of sensor installed.

Above figure is showing that the operating flow is depended on the changing pressure of fluid.

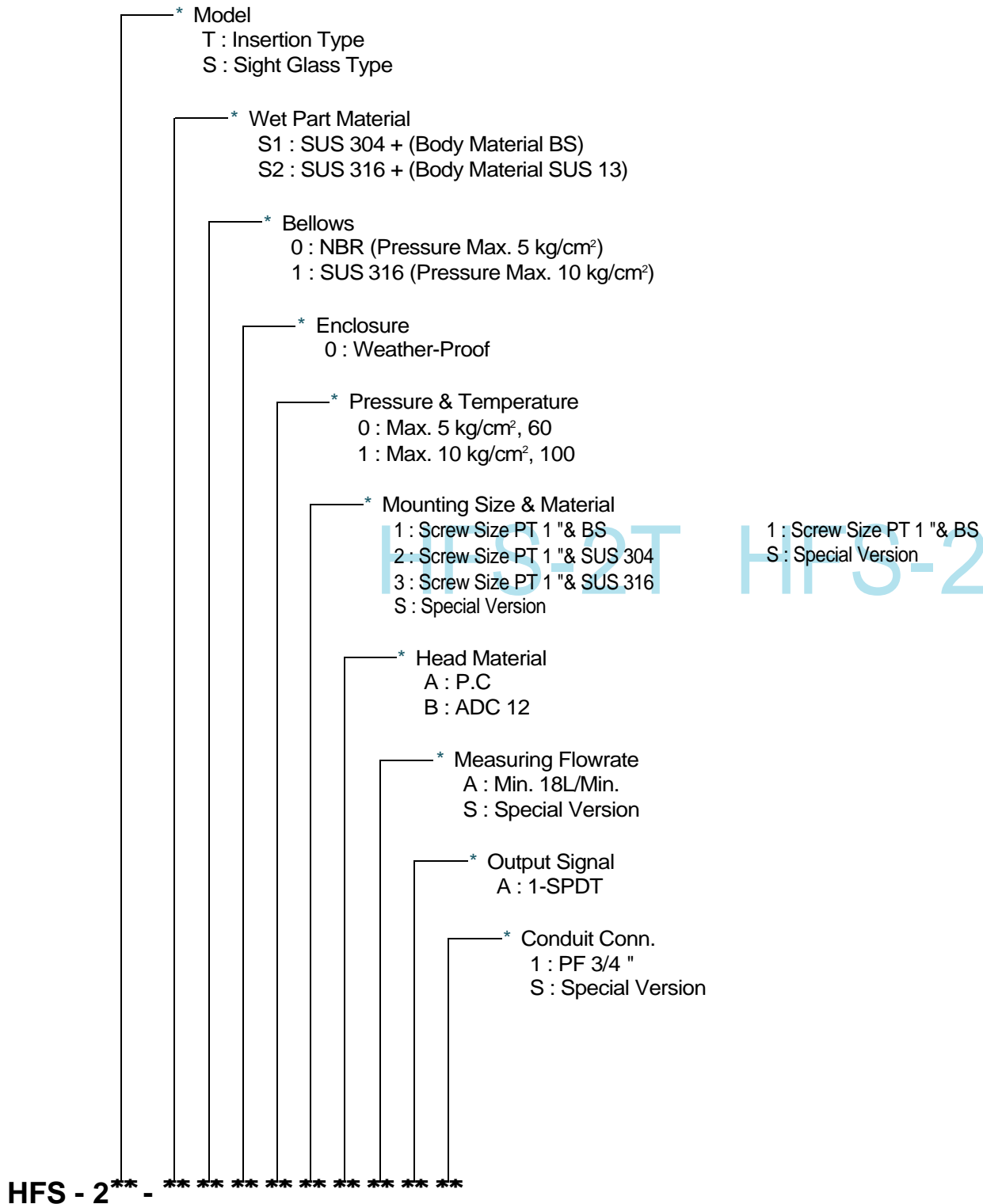
Reference Data



Terminal Block



ORDER CODES



HITROL **HITROL CO., LTD.**

HEAD OFFICE · FACTORY · R & D INSTITUTE
62-182 BONGILCHEON-RI CHORI-MYUN
PAJU CITY KYUNGGI-DO KOREA
TEL : (031) 943-0875~7
FAX : (031) 943-0878, 5600
<http://www.hitrol.co.kr> hitrol@hitrol.co.kr